



		Introductory sub-table (I)(a) -						POST ISSUE										
Name of the Company: Softtech Engineers Limited																		
Scrip Code, Name of the scrip, class of security : EQUITY																		
As on : 09.05.2018																		
Table I - Summary Statement holding of specified securities																		
Category	Category of shareholder	Nos. of shareholders	No. of fully paid up equity shares held	No. of Partly paid-up equity shares held	No. of shares underlying Depository Receipts	Total nos. shares held	Shareholding as a % of total no. of shares (calculated as per SCRR, 1957) As a % of (A+B+C2)	Number of Voting Rights held in each class of securities				No. of Shares Underlying Outstanding convertible securities (including Warrants)	Shareholding as a % assuming full conversion of convertible securities (as a percentage of diluted share capital) As a % of (A+B+C2)	Number of Locked in shares		Number of Shares pledged or otherwise encumbered		Number of equity shares held in dematerialized form
								No of Voting Rights			Total as a % of (A+B+C)			No. (a)	As a % of total Shares held (b)	No. (a)	As a % of total Shares held (b)	
								Class: Equity Shares	Class: NIL	Total								
(I)	(II)	(III)	(IV)	(V)	(VI)	(VII)=(IV)+(V)+(VI)	(VIII)	(IX)				(X)	(XI)=(VII)+(X)	(XII)		(XIII)		(XIV)
(A)	Promoter & Promoter Group	3	4013472	0	0	4013472	42.59	4013472	0	4013472	42.59	0	42.59	4013472	100.00	300000	7.47	4013472
(B)	Public	677	5409004	0	0	5409004	57.41	5409004	0	5409004	57.41	0	57.41	1150008	21.26	NA		4258996
(C)	Non Promoter- Non Public	0	0	0	0	0	0.00	0	0	0	0.00	0	0.00	0	0.00	NA		0
(C1)	Shares underlying DRs	0	0	0	0	0	NA	0	0	0	0.00	0	0.00	0	0.00	NA		0
(C2)	Shares held by Employee	0	0	0	0	0	0.00	0	0	0	0.00	0	0.00	0	0.00	NA		0
	<b>Total</b>	<b>680</b>	<b>9422476</b>	<b>0</b>	<b>0</b>	<b>9422476</b>	<b>100.00</b>	<b>9422476</b>	<b>0</b>	<b>9422476</b>	<b>100.00</b>	<b>0</b>	<b>100.00</b>	<b>5163480</b>	<b>54.80</b>	<b>300000</b>	<b>3.18</b>	<b>8272468</b>



**Table II - Statement showing shareholding pattern of the Promoter and Promoter Group**

Category & Name of the Shareholders	No. of shareholder	No. of fully paid up equity shares held	Partly paid-up equity shares held	Nos. of shares underlying Depository Receipts	Total nos. shares held	Shareholding % calculated as per SCRR, 1957 As a % of (A+B+C2)	Number of Voting Rights held in each class of securities				No. of Shares Outstanding convertible securities (including Warrants)	Shareholding, as a % assuming full conversion of convertible securities ( as a percentage of diluted share capital) as a % of A+B+C2	Number of Locked in shares		Number of Shares pledged or otherwise encumbered		Number of equity shares held in dematerialized form	
							No of Voting Rights			Total as a % of Total Voting rights			No. (a)	As a % of total Shares held (b)	No. (a)	As a % of total Shares held (b)		
							Class: Equity Shares	Class: NIL	Total									
(I)	(III)	(IV)	(V)	(VI)	(VII)=(IV)+(V)+(VI)	(VIII)	(IX)				(X)	(XI)=(VII)+(X)	(XII)		(XIII)	(XIV)		
<b>(1) Indian</b>																		
(a) Individuals/Hindu undivided Family	2	3714324	0	0	3714324	39.42	3714324	0	3714324	39.42	0	39.42	3714324	100.00	300000	8.08	3714324	
VUJAY SHANTISWARUP GUPTA		3681234	0	0	3681234	39.07	3681234	0	3681234	39.07	0	39.07	3681234	100.00	300000	8.15	3681234	
PRITI VUJAY GUPTA		33090	0	0	33090	0.35	33090	0	33090	0.35	0	0.35	33090	100.00	0	0.00	33090	
(b) Central Government/ State Government(s)	0	0	0	0	0	0.00	0	0	0	0.00	0	0.00	0	0.00	0	0.00	0	
(c) Financial Institutions/ Banks	0	0	0	0	0	0.00	0	0	0	0.00	0	0.00	0	0.00	0	0.00	0	
(d) Any Other (specify)	1	299148	0	0	299148	3.17	299148	0	299148	3.17	0	3.17	299148	100.00	0	0.00	299148	
1 Promoter Group (Bodies Corporate)	1	299148	0	0	299148	3.17	299148	0	299148	3.17	0	3.17	299148	100.00	0	0.00	299148	
COVISIBLE SOLUTIONS INDIA PRIVATE LIMITED		299148	0	0	299148	3.17	299148	0	299148	3.17	0	3.17	299148	100.00	0	0.00	299148	
<b>Sub-Total (A)(1)</b>	<b>3</b>	<b>4013472</b>	<b>0</b>	<b>0</b>	<b>4013472</b>	<b>42.59</b>	<b>4013472</b>	<b>0</b>	<b>4013472</b>	<b>42.59</b>	<b>0</b>	<b>42.59</b>	<b>4013472</b>	<b>100.00</b>	<b>300000</b>	<b>7.47</b>	<b>4013472</b>	




<b>(2) Foreign</b>																		
	<b>Individuals (Non-Resident Individuals/ Foreign Individuals)</b>	0	0	0	0	0	0.00	0	0	0	0.00	0	0.00	0	0.00	0	0.00	0
<b>(b)</b>	<b>Government</b>	0	0	0	0	0	0.00	0	0	0	0.00	0	0.00	0	0.00	0	0.00	0
<b>(c)</b>	<b>Institutions</b>	0	0	0	0	0	0.00	0	0	0	0.00	0	0.00	0	0.00	0	0.00	0
<b>(d)</b>	<b>Foreign Portfolio Investor</b>	0	0	0	0	0	0.00	0	0	0	0.00	0	0.00	0	0.00	0	0.00	0
<b>(f)</b>	<b>Any Other (specify)</b>	0	0	0	0	0	0.00	0	0	0	0.00	0	0.00	0	0.00	0	0.00	0
	<b>Sub-Total (A)(2)</b>	0	0	0	0	0	0.00	0	0	0	0.00	0	0.00	0	0.00	0	0.00	0
	<b>Total Shareholding of Promoter and Promoter Group (A) = (A)(1)+(A)(2)</b>	3	4013472	0	0	4013472	42.59	4013472	0	4013472	42.59	0	42.59	4013472	100.00	300000	7.47	4013472




**Table III - Statement showing shareholding pattern of the Public shareholder**

Category & Name of the Shareholders	No. of shareholder	No. of fully paid up equity shares held	Partly paid-up equity shares held	Nos. of shares underlying Depository Receipts	Total nos. shares held	Shareholding % calculated as per SCRR, 1957 as a % of (A+B+C2)	Number of Voting Rights held in each class of securities			No. of Shares Outstanding convertible securities (including Warrants)	Shareholding, as a % assuming full conversion of convertible securities ( as a percentage of diluted share capital) as a % of A+B+C2	Number of Locked in shares		Number of Shares pledged or otherwise encumbered		Number of equity shares held in dematerialized form	
							No of Voting Rights					Total as a % of Total Voting rights	No. (a)	As a % of total Shares held (b)	No. (a)		As a % of total Shares held (b)
							Class: Equity Shares	Class: NIL	Total								
(I)	(III)	(IV)	(V)	(VI)	(VII)=(IV)+(V)+(VI)	(VIII)	(IX)			(X)	(XI)=(VII)+(X)	(XII)		(XIII)	(XIV)		
<b>(1) Institutions</b>																	
(a) Mutual Funds/	0	0	0	0	0	0.00	0	0	0	0.00	0	0.00	0	0.00	NA	0	
(b) Venture Capital Funds	2	1625396	0	0	1625396	17.25	1625396	0	1625396	17.25	0	17.25	0	0.00	NA	1625396	
RAJASTHAN TRUSTEE COMPANY PRIVATE LIMITED A/C SME TECH FUND RVCF TRUST II		1407796	0	0	1407796	14.94	1407796	0	1407796	14.94	0	14.94	0	0.00	NA	1407796	
SIDBI TRUSTEE COMPANY LIMITED A/C MAHARASHTRA STATE SOCIAL VENTURE FUND		217600	0	0	217600	2.31	217600	0	217600	2.31	0	2.31	0	0.00	NA	217600	
(c) Alternate Investment Funds	3	667200	0	0	667200	7.08	667200	0	667200	7.08	0	7.08	0	0.00	NA	667200	
IA DIVERSIFIED FUND		318400	0	0	318400	3.38	318400	0	318400	3.38	0	3.38	0	0.00	NA	318400	
EW CLOVER SCHEME		174400	0	0	174400	1.85	174400	0	174400	1.85	0	1.85	0	0.00	NA	174400	
PANTOMATH SABRIMALA AIF PANTOMATH SABRIMALA SME GROWTH FUND SERIES I		174400	0	0	174400	1.85	174400	0	174400	1.85	0	1.85	0	0.00	NA	174400	
(d) Foreign Venture Capital Investors	0	0	0	0	0	0.00	0	0	0	0.00	0	0.00	0	0.00	NA	0	
(e) Foreign Portfolio Investors	3	436800	0	0	436800	4.64	436800	0	436800	4.64	0	4.64	0	0.00	NA	436800	
ELARA INDIA OPPORTUNITIES FUND LIMITED		347200	0	0	347200	3.68	347200	0	347200	3.68	0	3.68	0	0.00	NA	347200	
(f) Financial Institutions/ Banks	0	0	0	0	0	0.00	0	0	0	0.00	0	0.00	0	0.00	NA	0	
(g) Insurance Companies	0	0	0	0	0	0.00	0	0	0	0.00	0	0.00	0	0.00	NA	0	



*[Handwritten signature]*

(h)	Provident Funds/ Pension Funds	0	0	0	0	0	0.00	0	0	0	0.00	0	0.00	0	0.00	NA	0
(f)	Any Other (specify)	1	30400	0	0	30400	0.32	30400	0	30400	0.32	0	0.32	0	0.00	NA	30400
1	Foreign Institutional Investors	1	30400	0	0	30400	0.32	30400	0	30400	0.32	0	0.32	0	0.00	NA	30400
	Sub-Total (B)(1)	9	2759796	0	0	2759796	29.29	2759796	0	2759796	29.29	0	29.29	0	0.00	NA	2759796
(2)	Central Government/ State Government(s)/ President of India	0	0	0	0	0	0.00	0	0	0	0.00	0	0.00	0	0.00	NA	0
	Sub-Total (B)(2)	0	0	0	0	0	0.00	0	0	0	0.00	0	0.00	0	0.00	NA	0
(3)	Non-institutions															NA	0
	Individuals																
(a)	i. Individual shareholders holding nominal share capital up to Rs. 2 lakhs.	656	1254400	0	0	1254400	13.31	1254400	0	1254400	13.31	0	13.31	0	0.00	NA	1254400
	ii. Individual shareholders holding nominal share capital in excess of Rs. 2 lakhs.	5	1177208	0	0	1177208	12.49	1177208	0	1177208	12.49	0	12.49	1150008	97.69	NA	27200
	BABULAL KANJIBHAI PATEL		650304	0	0	650304	6.90	650304	0	650304	6.90	0	6.90	650304	100.00	NA	0
	AJAY KUMAR JAIN		236820	0	0	236820	2.51	236820	0	236820	2.51	0	2.51	236820	100.00	NA	0
	DEVENDRA KUMAR TRIPATHI		131442	0	0	131442	1.39	131442	0	131442	1.39	0	1.39	131442	100.00	NA	0
	DHRUBAJYOTI DEB CHOUDHURY		131442	0	0	131442	1.39	131442	0	131442	1.39	0	1.39	131442	100.00	NA	0
(b)	NBFCs registered with RBI	0	0	0	0	0	0.00	0	0	0	0.00	0	0.00	0	0.00	NA	0
(c)	Employee Trusts	0	0	0	0	0	0.00	0	0	0	0.00	0	0.00	0	0.00	NA	0
(d)	Overseas Depositories (holding DRs) (balancing figure)	0	0	0	0	0	0.00	0	0	0	0.00	0	0.00	0	0.00	NA	0
(e)	Any Other (specify)	7	217600	0	0	217600	2.31	217600	0	217600	2.31	0	2.31	0	0.00	NA	217600
1	Bodies Corporates	7	217600	0	0	217600	2.31	217600	0	217600	2.31	0	2.31	0	0.00	NA	217600
	PANTOMATH STOCK BROKERS PRIVATE LIMITED		144000	0	0	144000	1.53	144000	0	144000	1.53	0	1.53	0	0.00	NA	144000
	Sub-Total (B)(3)	668	2649208	0	0	2649208	28.12	2649208	0	2649208	28.12	0	28.12	1150008	43.41	NA	1499200
	Total Public Shareholding (B)= (B)(1)+(B)(2)+(B)(3)	677	5409004	0	0	5409004	57.41	5409004	0	5409004	57.41	0	57.41	1150008	21.26	NA	4258996



**Table IV - Statement showing shareholding pattern of the Non Promoter- Non Public shareholder**

Category & Name of the Shareholders	No. of shareholder	No. of fully paid up equity shares held	Partly paid-up equity shares held	Nos. of shares underlying Depository Receipts	Total nos. shares held	Shareholding % calculated as per SCRR, 1957 As a % of (A+B+C2)	Number of Voting Rights held in each class of securities			No. of Shares Underlying Outstanding convertible securities (including Warrants)	Shareholding, as a % assuming full conversion of convertible securities ( as a percentage of diluted share capital) as a % of A+B+C2	Number of Locked in shares		Number of Shares pledged or otherwise encumbered		Number of equity shares held in dematerialized form	
							No of Voting Rights					Total as a % of Total Voting rights	No. (a)	As a % of total Shares held (b)	No. (a)		As a % of total Shares held (b)
							Class: Equity Shares	Class: NIL	Total								
(I)	(III)	(IV)	(V)	(VI)	(VII)=(IV)+(V)+(VI)	(VIII)	(IX)			(X)	(XI)=(VII)+(X)	(XII)		(XIII)	(XIV)		
(1) Custodian/DR Holder	0	0	0	0	0	0.00	0	0	0	0.00	0	0.00	0	0.00	0	0.00	0
(a) Name of DR Holder (if available)																	
(2) Employee Benefit Trust (under SEBI (Share based Employee Benefit) Regulations, 2014)	0	0	0	0	0	0.00	0	0	0	0.00	0	0.00	0	0.00	0	0.00	0
(a)																	
Total Non-Promoter- Non Public Shareholding (C)= (C)(1)+(C)(2)	0	0	0	0	0	0.00	0	0	0	0.00	0	0.00	0	0.00	0	0.00	0

